



Orleans Primary School

**Year 4 Curriculum Booklet
2023-2024**

Governing Body

The school has a very active and supportive Governing body made up of members of the local community, parents and teachers. Day to day running of the school is delegated to the Headteacher; Governors are responsible for the school's strategy, vision and objectives. The governing body acts as a 'critical friend' to the school, blending challenge and support to hold the school to account. More information can be found on the governors section of the school website.

The current Chairperson is Alex Axiom. Her contact email is

aaxiom@orleans.richmond.sch.uk.




Meet the Year 4 Team



**Miss Bowers
4B**



**Miss Hedges &
4H**



Miss Hill



Mr Parry



Veronique



Tejashree

Class Support

What is life in Year 4 like?

In Year 4, children are expected to continue being independent learners and take ownership of their learning. We plan to adopt a very creative and enthusiastic approach to our curriculum. From day one, it is expected that Year 4 children begin to take on more responsibilities within the school and set an example for younger children. For instance, in how they conduct themselves around school and talk to others, with the aim that these qualities will be embedded for life.

Which staff are in Year 4 this year?

There are two classes in our year group.

Class Name	Teacher	Teaching Support
4H	Miss Hedges (Mon-Weds) & Miss Hill (Thurs—Fri)	Mr Parry Veronique Ms T (intervention support)
4B	Mrs Bowers	

The children will continue to have specialist teacher for Music (Mrs Ricketts). Miss Aguilar will also continue to teach R.E. each week.



Mrs Ricketts
Music Teacher



Mrs Aguilar
R.E. Teacher

What does a typical week in Year 4 look like?

- Every day consists of a Spelling, English, Maths and Guided Reading.
- All other subjects are taught once or twice during the week.
- We will do Physical Education (P.E.) twice a week. Children will continue to come dressed in their PE kits on their PE days.
- Class P.E. days are on **Tuesday** and **Friday** (this is subject to change depending on time of the year and topics being covered—this will be communicated to parents ahead of time). Please ensure that your child has a water bottle at school. In the summer, sun tan lotion should be applied to protect them from the sun. You can apply this before school and your child can also bring this to school with them.



9.00 Start of day

9.05 Spelling

9.15 Lesson 1 - usually English

10.15 Assembly

10.30 Break - *children are required to bring in their own fruit or veg*

10.45 Lesson 2 - usually Maths

11.55 Maths Meeting

Afternoon

12.10 Guided Reading

12.30 Lunch

1.30 Lesson 3 - Foundation subject

2.15 Lesson 4 - Foundation subject

3.30 End of the school day

Uniform and Appearance

At Orleans Primary we set high standards for all our pupils and this includes their appearance. We monitor uniform standards in school and it is expected that they come to school in the appropriate attire as detailed below. We take pride in our uniform standards and expect children to be smart and respectable in both uniform and PE kit.

Key Stage 2, Years 3-6

From Year 3 upwards, Orleans has a House system and children wear t-shirts in the colour of their house. Our 4 Houses are named after four local parks and the t-shirts correspond with their House colours as follows: Marble Hill House – burgundy , Richmond House – blue, Crane House – red and Syon House - green

We aim to place siblings in the same House as each other. House Captains are elected each year – a girl and a boy for each. House Points are awarded for behaviour, manners, effort, achievement, and inter-house games/sports. The winning House is announced during Celebration Assembly each Friday, and there is an overall winner at the end of each term.

<u>School uniform</u>	<u>PE uniform</u>
<ul style="list-style-type: none">• White Polo Shirt• Royal Knitted V-neck Jumper or Cardigan Trousers / Shorts or Grey Skirt / Pinafore• Black shoes—<u>NOT TRAINERS or BOOTS</u>- no open toed sandals• Grey socks or tights• Summer - Royal Blue gingham dresses with white socks	<ul style="list-style-type: none">• House Colour T-Shirt House Colour Sweatshirt• Navy shorts (not shiny) or skort (plain without any added colour or logos)• Trainers• Plain navy blue joggers or sports leggings (these must be navy blue without any added colour or logos)• White socks <p><u>Swimming Kit</u></p> <ul style="list-style-type: none">• Swimming costume/trunks• Swimming hat• Towel

Children should not wear jewellery, make up or nail varnish. Patterns, signs and symbols cut into hair are not permitted. Any child's hair (both male and female) which is longer than shoulder length or in their face, should be tied up so that it minimises the spread of head

Timings and Routines

Morning Routine

Your child will need to be in the playground at 8:45 (10 minutes prior to the beginning of the day) so that they can ensure all their possessions are in their cubby holes and ready for the day to begin.

The bell rings at 8.55am. Children should be at school ready to start and be seated in class at this time. If however, you would like to drop your child off in the playground at 8.45, you may do so as there will be a member of staff on morning duty every day. If you need to drop off before this time you must book in with Energy Kidz, our before and after school care provider.

In Year 4 we continue to develop their independence and organisational skills, therefore we encourage children to hang up their own coats and bags and come into the classroom on their own at 8.55am.

Please make sure your child has their bag every day as letters, home learning, reading books and other information can soon get lost.

Arriving late on a regular basis can have a negative impact on your child's learning. Lessons start at 9:00 so it is important that your child is on time.

At 9:00, the electronic register closes. If your child arrives late, please enter via the office so that office administrator can enter your child into the register. If your child arrives after the register has closed they will be given a late mark.

Timings of the day

8.55	Bell rings
9.00	School starts
10.30 — 10.45	Morning break
12.30 — 1.30	Lunch
3.30	End of school day

Home Learning

Home Learning is set on Google Classroom on a **Tuesday** with the expectation that it will be handed in by the following **Monday**. Please understand that if Home Learning is not handed in by this day, it will not be marked.

Home Learning in Year 4 consists of Spellings to learn for a test, English/Grammar activity and a Maths activity.

Our Home Learning is always linked to the learning that has taken place during the week which gives your child the opportunity to consolidate their learning.

Times tables

In Year 4, it is a national expectation that children know all their times tables and division facts up to 12 x 12. This knowledge will then aid them with mental calculations and support in all other areas of Maths. We ask that parents support us in teaching these basic skills regularly to assist their child's learning. By the end of Year 4, the children will complete the mandatory Multiplication Tables Check. The purpose of the MTC is to determine whether pupils can recall their times tables fluently, which is essential for future success in mathematics. It will help schools to identify pupils who have not yet mastered their times tables, so that additional support can be provided.

Times Tables Rock Stars


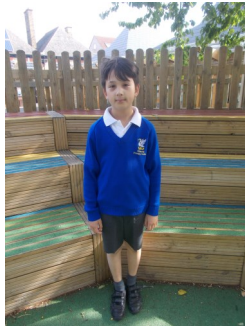
When it comes to times tables, speed AND accuracy are important – the more facts your child remembers, the easier it is for them to do harder calculations. Times Table Rock Stars is a fun and challenging programme designed to help pupils master the times tables. This programme can be accessed online here: <https://trockstars.com/login> using your child's personalised login details. You may also download an App for the Iphone/Ipad or Android App through which your child may practice.

Key Instant Recall Facts

In line with the National Curriculum, we want to ensure that our children are confident and rapid in their recall of key basic facts. Each half term, we will send home a key skill that children will need to know and recall at speed, by the end of term. For example, 'know number bonds to 100'. This fact will of course be practised in class, but it is vital that regular time is spent at home on these too. The facts are also on the school website and on Google Classroom so you can see at a glance, what is expected of your child throughout the year.

Uniform and Appearance

The school wants all children to grow into healthy adults. We believe that it is dangerous for children to wear shoes that have platform soles or high heels, so we do not allow children to wear such shoes in our school. Neither do we allow children to wear trainers to school, unless wearing their PE kit; this is because we think that this footwear is appropriate for sport or for leisurewear, but is not in keeping with the smart appearance of a school uniform. We require all children to wear shoes as stated in the uniform list. Please note - open toed sandals are not part of the required uniform and can cause trip hazards at playtimes and lunchtimes particularly on our playground climbing equipment.



Having the school uniform helps to enforce the community of Orleans Primary School and children are able to focus on learning and developing rather than what others are wearing. Please respect our uniform standards and help us to be the best we can be. Orleans Primary Schools' uniform supplier is Stevenson's. Stevenson's have a store on Heath Road in Twickenham where pupils and parents can visit to sample sizes and purchase in store. Additionally, parents can order uniform online at www.stevensons.co.uk and by telephone on 01727 815 700.

Additional information for parents

Holidays in Term-Time

At Orleans, our aim is for each child to achieve excellent attendance each year. We ask parents to plan family holidays for the school holiday times. A child who takes 2 weeks (10 days) holiday in term time will have less than 95% attendance for that year before taking into account any further days lost due to illness. The term dates for 2021 – 2022 and 2022 – 2023 are published on our website. Please do consult them before flights are booked! We do not set work for pupils who are taken out of school on a holiday.

ParentPay

All payments to the school are made online via ParentPay. If you have any difficulties accessing this please contact the school office and they will be able to help. If you do not have access to the internet, a smart phone or a computer the office staff are available to support you using a school computer to make payments.

Permission for Trips

When there is a trip please ensure that you use ParentPay to give permission for your child to go on the trip. We can only finalise our risk assessments when we have the final permission given and, at times, there may be two or three pupils who do not have permission to attend a trip and this holds everything up.

Healthy Snacks

Please remember that pupils in KS2 can bring a piece of fruit or vegetables to have as a snack during playtime. Please do not send anything else other than fruit and vegetables as the children will not be allowed to eat them and they will be confiscated from them.

Medical information about pupils

If your child has medical needs which change during the year you must inform the school via the office. They will give you the appropriate form to complete. This will help us to ensure that your child's medical needs are known and appropriate measures are in place to keep them safe.

Parent Mail

The school uses ParentMail to communicate with parents via email and text message, and all parents need to register for a ParentMail account and download the ParentMail app. If you have not yet been sent a registration email from ParentMail please contact the school office.

Additional information for parents

School Street

Hartington Road is now a 'School Street' and has a temporary traffic management order prohibiting motor vehicles during drop off and pick up times every day during term time. Only scooters, cyclists and pedestrians are permitted to use the road during these times, to reduce pollution and make the area surrounding the school a safer environment for all. Parents must ensure that they do not drive down Hartington Road between 8.15 - 9.45am, and 2.45 – 4.00pm. Please see [http:// schoolstreets.org.uk/](http://schoolstreets.org.uk/) and https://www.richmond.gov.uk/services/roads_and_transport/transport_planning/school_streets/school_streets_locations/orleans_primary_school_zone_1 for further details.

School lunches

Children at Orleans Primary School have a choice of having a delicious, freshly cooked hot school lunch, or bringing in a packed lunch from home. All infant age children (Reception to Year 2) are entitled to a free school lunch under the Universal Infant Free School Meal scheme, and we strongly recommend that parents take up this offer. All children in Years Reception to Year 2 are automatically signed up for Universal Infant Free School Meals unless your child has a food allergy or intolerance (see below for further details).

The hot school lunches, that are cooked daily on site by our school chef, are nutritionally balanced and made from locally sourced ingredients by our new catering contractor, Caterlink. The cost for children in Years 3 - 5 for a two course lunch per day is currently £2.30. Year 3 parents will be asked to complete a google form to sign their children up for school lunches before the end of term as they are moving from free to chargeable meals. We do ask that you complete this form as soon as you receive it so that we can ascertain who will be having school lunches, and get these meal patterns set up on ParentPay. Years 4-6 previous meal patterns from Summer 2021 will continue in Autumn 2021 unless the school is notified in writing to info@orleans.richmond.sch.uk advising that you wish to start/stop school lunches.

School meals are paid for via ParentPay and we ask that you do not allow your school meals balance to fall into debit. The cost per half term for school lunches will be displayed on the school website if you would rather top up your account for an entire half term. The menu for school lunches will also be displayed on our school website for you to look at with your child. If you would like to change your child from packed lunches to school lunches, or from school lunches to packed lunches mid way through the year you must inform the school office of this in writing via email to info@orleans.richmond.sch.uk giving at least 5 days notice.

If your child has a food allergy or intolerance, they must bring in a packed lunch until their special menu has been discussed and agreed with the catering contractor and put into place. To get this process started you will need to complete a special diet form which the school office can send to parents upon request. Please contact the school office for further details.

Additional information for parents

Orleans Primary School Voluntary Fund

Funding for schools has been under immense pressure for the past few years. Our aim is to provide an excellent education for all pupils that attend our school, however these financial challenges mean we have to make decisions about what we can and cannot continue to provide. Even through careful financial planning, monitoring and making significant cut backs, we are using our reserve funds to prop up our school budget this financial year. This, and the impact the Covid-19 pandemic has had on reducing our lettings income and OPPTA fundraising, means that we are reliant upon parents making regular voluntary donations to our school fund in order to continue to provide them with a fantastic education.

We are hoping that all of our parents who are able to will commit to donating £10 per month to our voluntary fund, which will be used to support teaching and learning across the school. This equates to £840 over your child's school career, which would make a huge impact to the school. A £25 per month donation would equate to £2016 across your child's school career. Regular donations mean the school can use the donations in our financial planning, and means that we can use the money on regular commitments such as staffing costs. Single or annual donations are also greatly appreciated. Monthly or single donations can be easily set up by visiting the Just Giving OPSF page below.

All contributions are completely confidential and parents should not feel pressured into regular monthly giving. <https://www.justgiving.com/opsf>

YEAR 4 CURRICULUM MAP										
2023-2024	Autumn 1		Autumn 2		Spring 1	Spring 2	Summer 1		Summer 2	
	The Dream Giver – Film Study		Ice Palace by Robert Swindells – Quest Story			Charlotte’s Web by E.B White – Classic	Modern	Hot Like Fire - Poetry		
English	Number + Place Value Addition + Subtraction		Multiplication + Division Discrete + Continuous Data		Securing Multiplication Facts Fractions Time		Decimals Area + Perimeter		Solving Measures + Money Problems Shape + Symmetry	Position + Direction Reasoning with Patterns + Sequences 3-D Shape
Science	Biology Animals including Humans		Physics Electricity		Chemistry States of Matter		Biology Living Things and their Habitats		Physics Sound	Making connections
Computing	Online safety		Collaborative Learning		Further Coding with Scratch		HTML		Computational Thinking	Touch Typing
History			How do artefacts help us understand the lives of people in Iron Age Britain ?				Who were the Anglo-Saxons and how do we know what was important to them?		What did the Vikings want and how did Alfred help to stop them getting it?	Sustainability: how can we live more sustainably?
Geography	Beyond the Magic Kingdom: what is the Sunshine State really like?				Earthquakes: why do some earthquakes cause more damage than others?		Systems: Making a slingshot car			Electrical systems: Torches
D&T			Structures - Pavilions		Painting and mixed media: Light and dark				Craft and design: Fabric of nature	
Art	Drawing: Power prints				Health and Wellbeing: Safety and the changing body		Safety and the changing body		Citizenship	Citizenship Economic well being Transition lesson
PSHE	Family and relationships		Family and relationships: Health and Wellbeing						Athletics Gymnastics/Swimming	Athletics Gymnastics/Swimming
PE	OAA Dance/Swimming		Basketball Gymnastics/Swimming		Hockey Gymnastics/Swimming		Tennis Dance/Swimming		Healthy Hearts	Happy holidays; Singing Spanish
Music	Booming Brass; Amazing Arrangements		Christmas Crackers		Rapping Rhythms; Pitch Perfect		Peter and the Wolf		People of faith KQ: How are people inspired by their religious faith?	Pilgrimages KQ: What is a pilgrimage and why are they important?
RE	Buddhism KQ: What do Buddhists believe?		Investigating worldviews KQ: How do people around the world celebrate Christmas?		Exploring values KQ: How can we be good? KQ: How is gratitude shown in different religions?		Easter KQ: Why is Easter important to Christians?		On y va (All aboard)	Les contes de fées (Fairy tales)
French	Greetings and instructions recap		Moi (All about me)		Bon appétit, bonne santé! (Healthy eating)		Les planètes (The planets)		Viking Role play Workshop - (History)	Sleepover
TRIPS	Team Work & Problem Solving (PSHE)		Buddhist Temple (RE) 9 th Nov		Coding (Computing) – 23 rd Jan Printing workshop/gallery visit (Art)		Bushy park – <u>Living</u> things and their habitats (Science) – 5 th February			


How can you help?

Parental help is equally as important in Year 4 as it has been throughout your child's time at Orleans. The books children read become increasingly complex as they move through Key Stage 2 and the curriculum becomes more demanding.

We would like to invite parents to assist with the following:

- Readers
- Times table testing
- Key Instant Recall Facts
- In-class support during special weeks or days
- Trips

It is essential that you are **DBS checked** when helping in school. In order to start this process early, please use the QR code below which takes you to the website for completing a DBS check.



We will also need Class Reps for both classes. Usually, we have two per class and they help the teacher to organise events throughout the year and communicate important information to parents. If you are interested in becoming a Class Rep, please speak to your child's teacher.

*We look forward to an exciting year
full of learning and new experiences!*

Additional information for parents

Online safety

Online safety is taught throughout the academic year. Children are taught to:

Use technology safely, respectfully and responsibly; recognise acceptable and unacceptable behaviour; identify a range of ways to report concerns about content and contact.

Children learn about online safety through:

- Computing lessons
- PSHE lessons
- RSE lessons,
- Cross-curricular research opportunities

The school embeds online safety through:

- Appropriate filtering
- Monitoring systems (classroom. cloud)
- Curriculum planning
- Safeguarding

What can you do at home to encourage online safety?

Responsibility for online behaviour outside of school remains the children's and parental responsibility.

Be aware of the **legal age restrictions** for various apps.


⇒ Facebook is 13+, TikTok is 13+, Youtube is 13+, Whatsapp is 16+.

Set up parental controls before giving devices to children.

⇒ Scan the QR code to get information on how to set the parental controls for all devices.

Online safety advice is also shared weekly in the school newsletter.

Further advice is also available from your LSCB website.



Online Safety

Remember that your children will often have daily access to the internet via phones, computers, gaming devices and tablets etc. Please ensure that you have set parental controls and monitor your children's activity. The use of social media is prevalent and it is vital that you know what sites your children are using and how they are using them. Please see information on the website as to how to set parental controls and links to websites that give advice and information. The website link and QR codes below will take you to websites that will take you step by step through the process of setting parental controls.

Setting parental restrictions on your child's kit

1. Tap (or click) the icon (Apple, Android, Microsoft Xbox, Nintendo or Sony PlayStation) **or** scan the QR code with your phone's camera
2. Follow the instructions on the website exactly — in particular, setting the age of the child
3. We recommend that you set the device to not allow **any** apps to be installed without your permission
4. Choose a strong password to protect your new settings — **not** the same as the unlocking code!

