



## Blended learning




It is an expectation that pupils should complete the activities daily whilst self isolating in order to maintain learning alongside their peers. Please do contact the school if you need further support in accessing the activities.

Monday	Tuesday	Wednesday	Thursday	Friday
Reading (15 minutes)	Reading (15 minutes)	Reading (15 minutes)	Reading (15 minutes)	Reading (15 minutes)
English	English	English	English	Editing/correcting english
Break	Break	Break	Break	Break
Phonics	Phonics	Phonics	Phonics	Phonics
Maths	Maths	Maths	Maths	KIRF Practise
Lunch	Lunch	Lunch	Lunch	Lunch
Handwriting	Handwriting	Handwriting	Handwriting	Handwriting
Science	Spelling practice	Art	History	PE

### Week 5( 19 October 2020)

If you are self isolating at home, but are not unwell. It is vital that your education continues. Here you will find the activities you are expected to complete whilst off.

 <p><b>MATHS:</b></p>	<p>We'll be continuing with our learning on addition and subtraction of 2-digit numbers. Keep practicing the KIRF on number bonds as they will be very helpful as we continue with our learning this week.</p> <p>Check the link below for the week's lessons.</p> <p><a href="https://classroom.thenational.academy/lessons/adding-two-2-digit-numbers-crvk6d">https://classroom.thenational.academy/lessons/adding-two-2-digit-numbers-crvk6d</a></p>
	<p><b>TASK</b> Practice Numbots for 15 mins</p> <p><a href="https://play.numbots.com/#/intro">https://play.numbots.com/#/intro</a></p> <p>Can you improve your speed</p>

 <p>English</p>	<p><b>Listen to a story and answer questions</b></p> <p>In this lesson, we will hear a new story called 'Baba Yaga' and think about what we have understood from the story.</p> <p><a href="https://classroom.thenational.academy/units/baba-yaga-openings-0ab9">https://classroom.thenational.academy/units/baba-yaga-openings-0ab9</a></p>
 <p>Phonics</p>	<p><b>TASK</b></p> <ul style="list-style-type: none"> <li>• <a href="https://www.youtube.com/channel/UCP_FbjYUP_UtldV2K_-niWw/featured?view_as=public">https://www.youtube.com/channel/UCP_FbjYUP_UtldV2K_-niWw/featured?view_as=public</a></li> </ul>
	<p><b>TASK</b></p> <p>Ensure you read your book for at least 10 minutes and record your comments in your reading diary.</p>
<p>Afternoon topics</p>	<p><b>Art</b> - For your (optional) home learning we would like you to work on a Great Fire of London project. This is a chance to show all that you have learnt about the topic, learn some more, and show it in a creative way.</p> <p>This project can illustrate any aspect of The Great Fire of London; the bakery, Samuel Pepys, housing, changes to London because of the fire... the list is endless.</p> <p>There are plenty of ways to approach this, for example you could; write a diary entry as if you were Samuel Pepys and make the paper look old and fire singed, you could build your own bakery/house from a shoebox, create a piece of artwork (including flames) get creative!</p> <p><b>Science</b> - This term we have planted bean seeds and are investigating what a seed needs to grow.</p> <p><a href="https://www.bbc.co.uk/bitesize/articles/zbmmdp3">https://www.bbc.co.uk/bitesize/articles/zbmmdp3</a></p> <p><b>PSHE -Team player</b></p> <p>In today's lesson, we will consider how it feels to belong to a group. We will explore those feelings and think about experiences that have made us feel secure and content. The children will then create a job advert listing the qualities needed to be a team member. <a href="https://classroom.thenational.academy/lessons/team-player-6mrpcd">https://classroom.thenational.academy/lessons/team-player-6mrpcd</a></p> <p><b>PE</b> - We are looking at the basic shapes used in gymnastics. Take some time to practise these shapes in a safe way. Remember to hold the shapes for 3 secs before transition.</p> <p><a href="https://www.youtube.com/watch?v=apLNxzhRXjk">https://www.youtube.com/watch?v=apLNxzhRXjk</a></p> <p>Yoga <a href="https://www.youtube.com/watch?v=jQcDdKWpOFM">https://www.youtube.com/watch?v=jQcDdKWpOFM</a></p> <p><b>History</b> - Consolidate all the facts that you have learnt about during the past topic : Great Fire of London.</p> <p><a href="https://classroom.thenational.academy/units/the-great-fire-of-london-7a50">https://classroom.thenational.academy/units/the-great-fire-of-london-7a50</a></p>

**Useful websites:**

[Great Fire of London for children | 1666 homework help | Great Fire of London KS1](#)

<http://www.fireoflondon.org.uk/game/>

<http://www.bbc.co.uk/newsround/37253904>