

Reception
Handwriting booklet



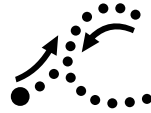
Autumn 1

Week 1 Autumn 1 At school

C is for Castanets



C



Handwriting practice section consisting of six rows of three-line guides. Each row contains seven uppercase 'C's. The first two 'C's in each row are solid black. The remaining five 'C's are dotted for tracing. The rows are arranged as follows:

- Row 1: Solid 'C', Solid 'C', Dotted 'C', Dotted 'C', Dotted 'C', Dotted 'C', Dotted 'C'
- Row 2: Solid 'C', Solid 'C', Dotted 'C', Dotted 'C', Dotted 'C', Dotted 'C', Dotted 'C'
- Row 3: Solid 'C', Solid 'C', Dotted 'C', Dotted 'C', Dotted 'C', Dotted 'C', Dotted 'C'
- Row 4: Solid 'C', Solid 'C', Dotted 'C', Dotted 'C', Dotted 'C', Dotted 'C', Dotted 'C'
- Row 5: Solid 'C', Solid 'C', Dotted 'C', Dotted 'C', Dotted 'C', Dotted 'C', Dotted 'C'
- Row 6: Solid 'C', Solid 'C', Dotted 'C', Dotted 'C', Dotted 'C', Dotted 'C', Dotted 'C'

Week 1 Autumn 1 At home

C is for Castanets



Cc



Handwriting practice section consisting of five rows of horizontal lines. Each row contains seven 'C' characters. The first two characters in each row are solid black outlines. The remaining five characters are dotted outlines, with a small arrow at the top left of the first dotted 'C' in each row indicating the stroke direction.

Week 2 Autumn 1

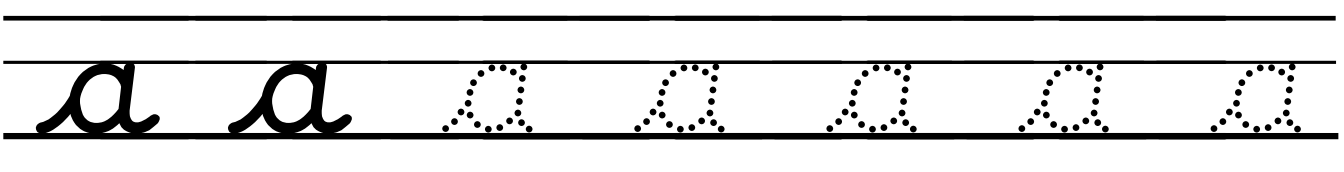
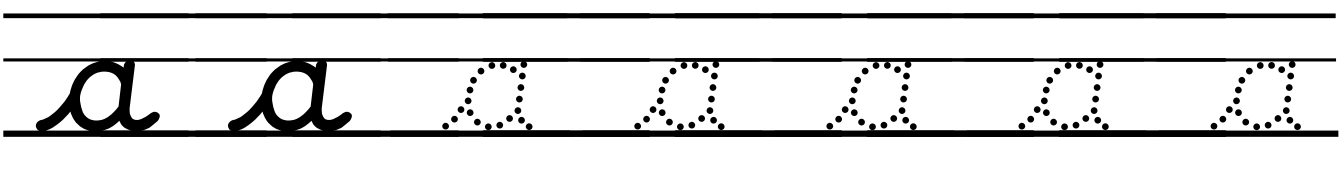
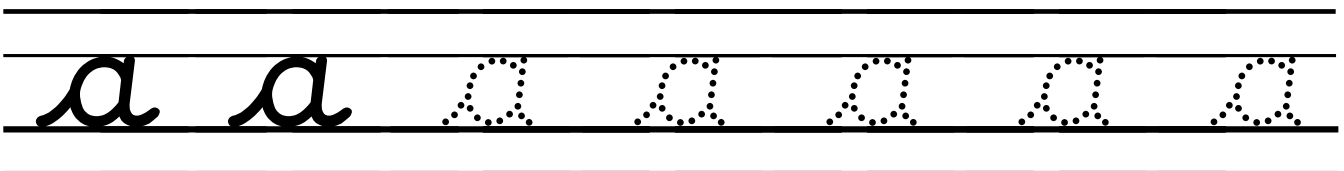
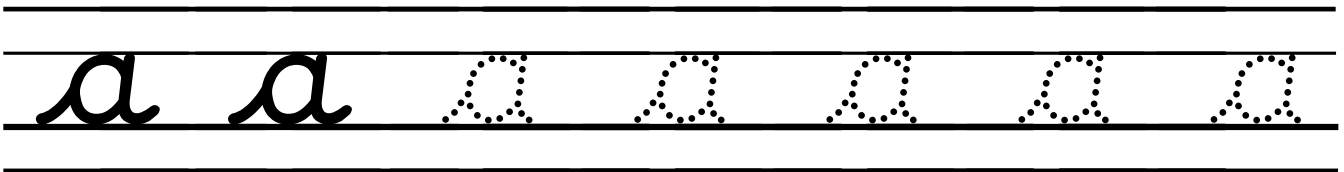
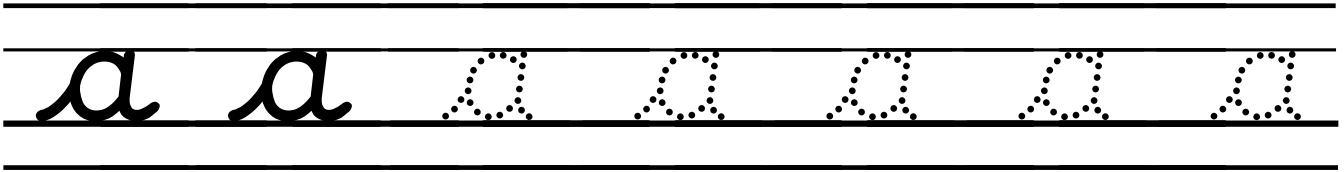
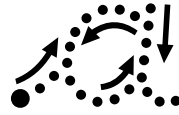
At school

A is for ant



A

a




Week 2 Autumn 1 At home

A is for ant



A a



a a a a a a a

a a a a a a a

a a a a a a a

a a a a a a a

a a a a a a a

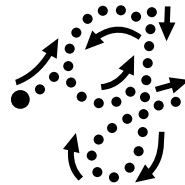

Week 3 Autumn 1

At school

G is for gorilla



G g



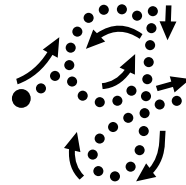

Handwriting practice section consisting of five rows of three horizontal lines each. Each row contains two solid cursive 'g's followed by five dotted cursive 'g's for tracing.

Week 3 Autumn 1 At home

G is for gorilla



G g



Handwriting practice section consisting of five rows of horizontal lines. Each row contains two solid cursive 'g's followed by five dotted cursive 'g's for tracing.

Week 4 Autumn 1

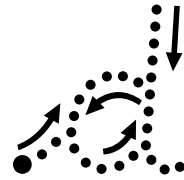

At school

D is for drum



D

d



d d d d d d

d d d d d d

d d d d d d

d d d d d d

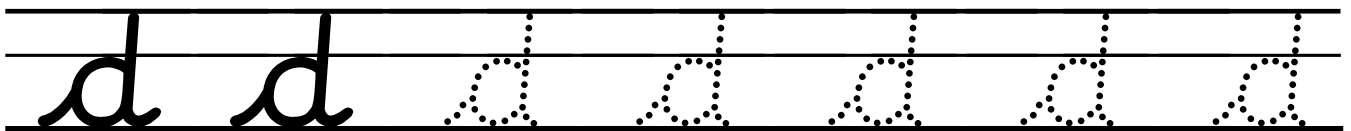
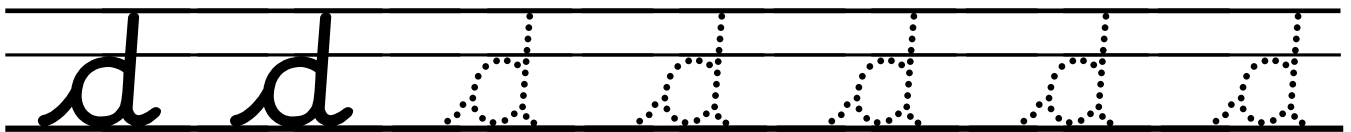
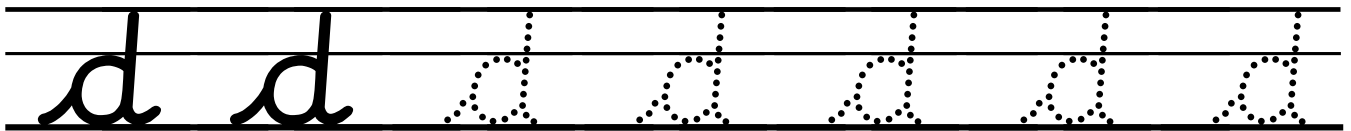
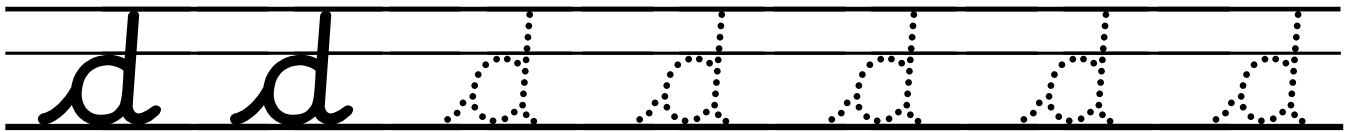
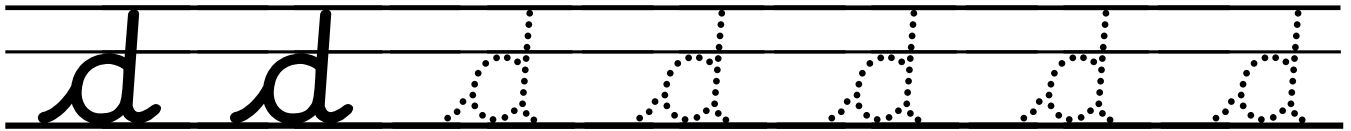
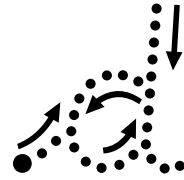

d d d d d d

Week 4 Autumn 1 At home

D is for drum



D d



Week 5 Autumn 1

At school

O is for on



Handwriting practice lines for the letter 'O'. Each row contains two solid 'O's followed by five dotted 'O's for tracing. There are five rows in total.


Week 5 Autumn 1 At home

O is for on





Handwriting practice lines for the letter 'O'. Each row contains two solid 'O's followed by five dotted 'O's for tracing. There are five rows of practice lines.

Q is for quack




Q

q




Handwriting practice section consisting of five rows of three-line guides. Each row contains two solid letters (one uppercase 'Q' and one lowercase 'q') followed by five dotted versions of the same letters for tracing.

Q is for quack



Q

q



Handwriting practice section consisting of five rows of three-line guides. Each row contains two solid letters (one uppercase 'Q' and one lowercase 'q') followed by five dotted versions of the same letters for tracing.


Reception Handwriting booklet



Autumn 2

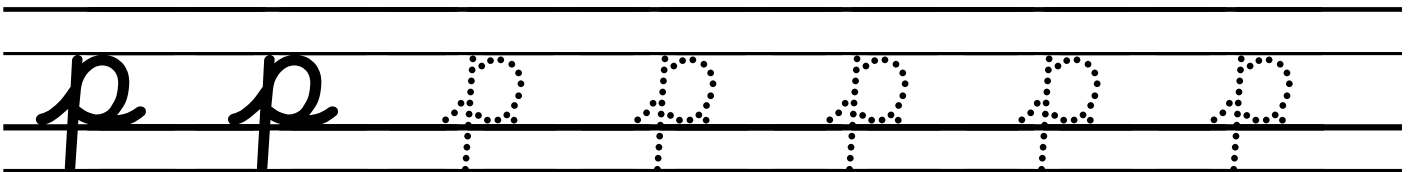
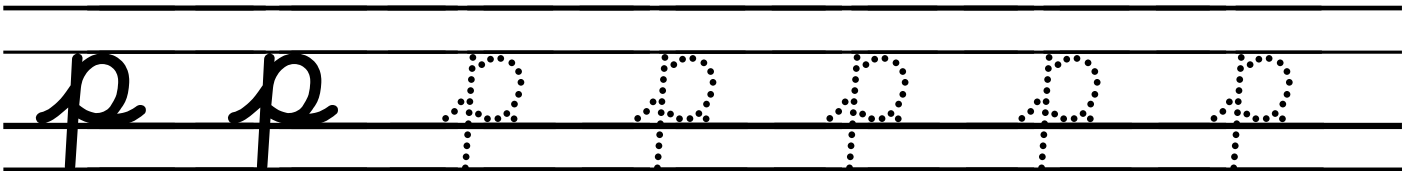
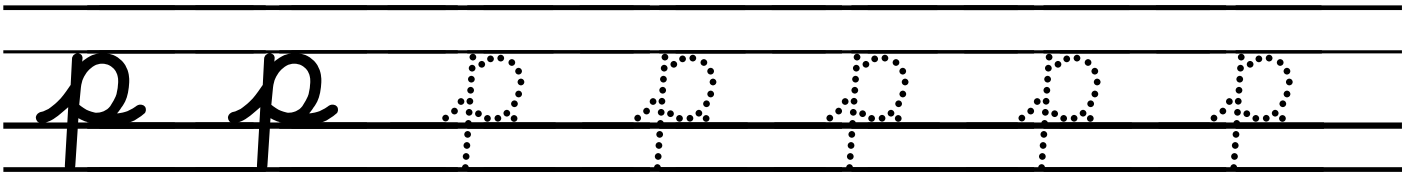
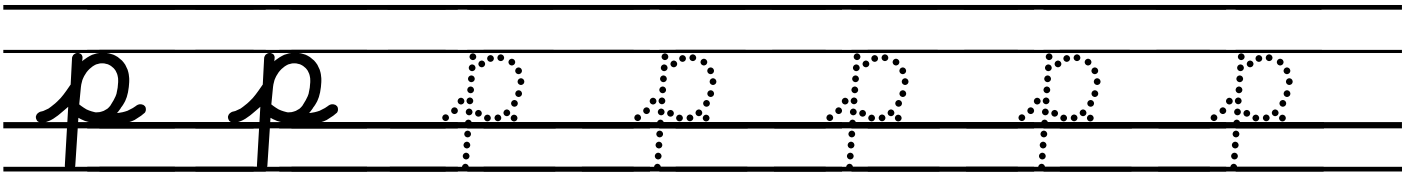
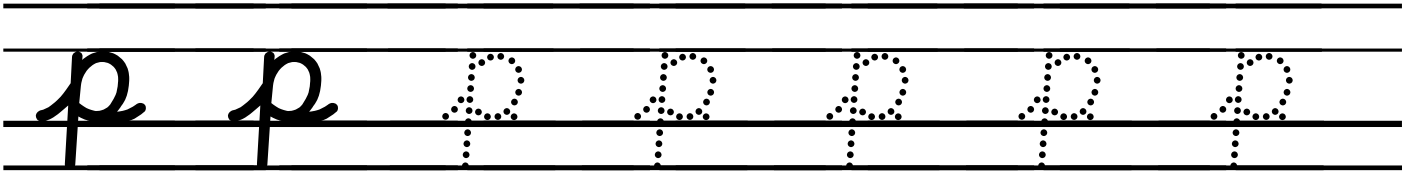
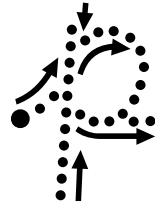

Week 1 Autumn 2 At school

P is for Pig



P


p



Week 1 Autumn 2

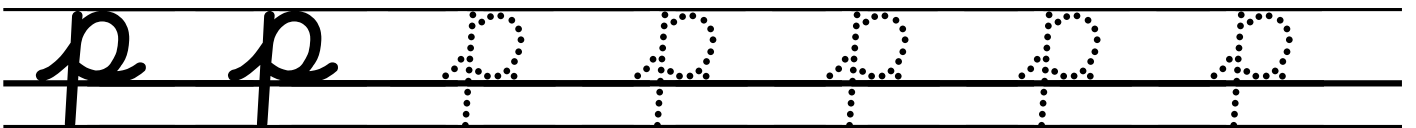

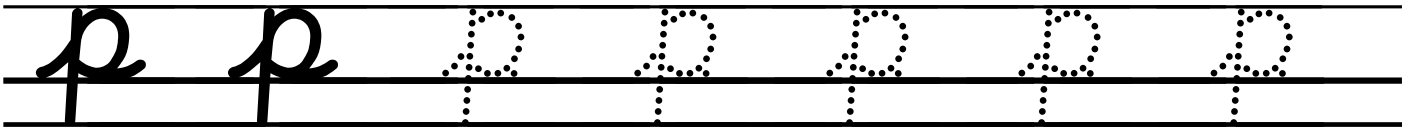
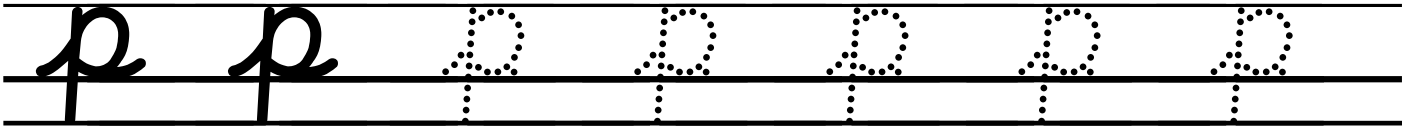
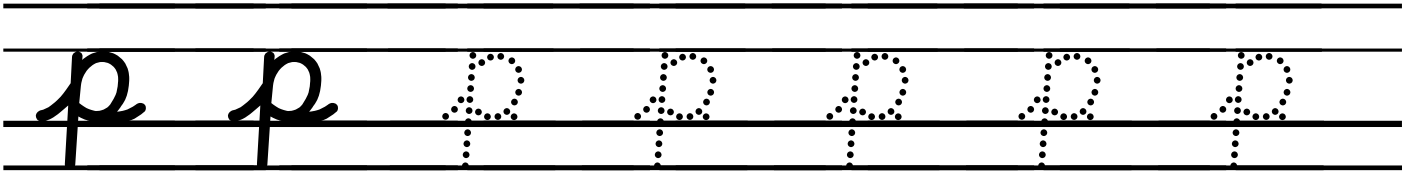
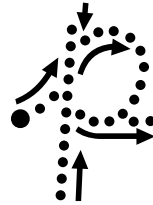

At home

P is for Pig



P

p

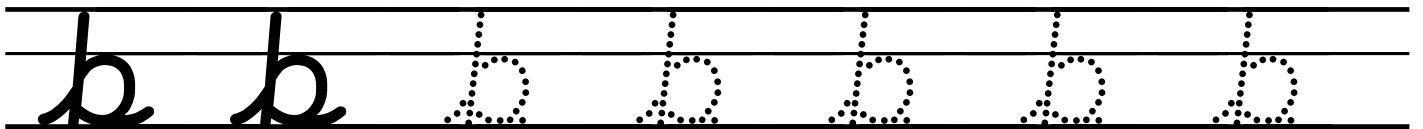
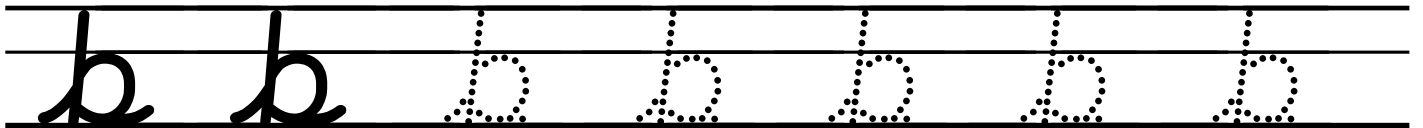
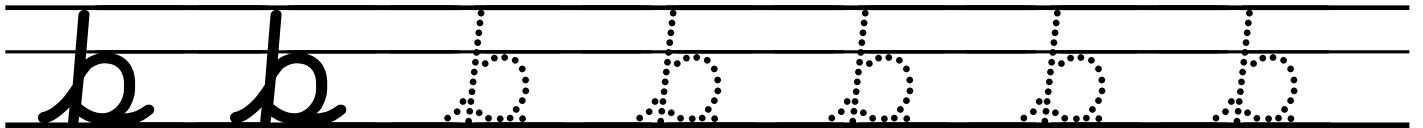
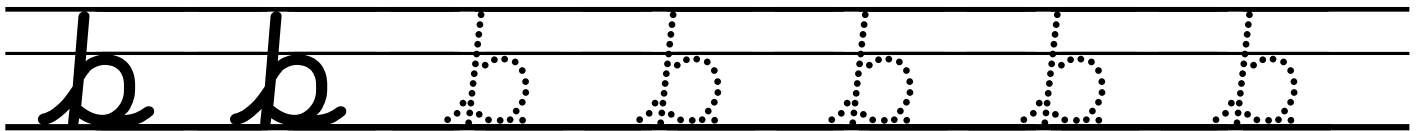
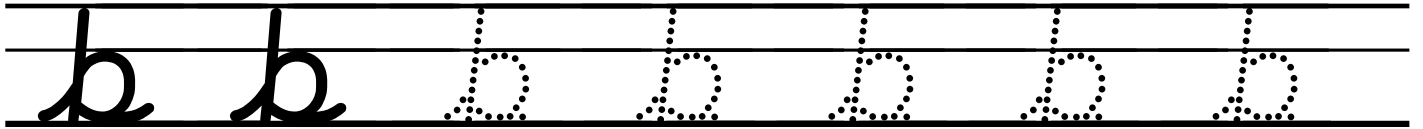
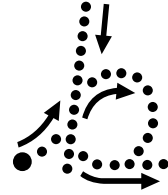



Week 2 Autumn 2 At school

B is for bat and ball



B b

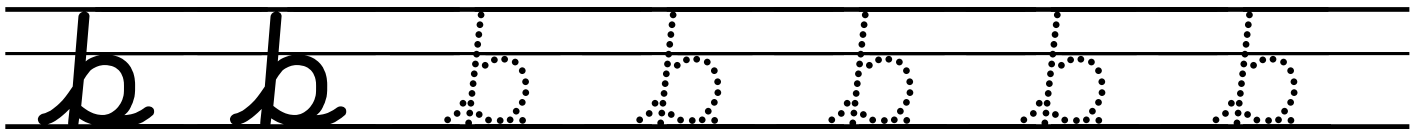
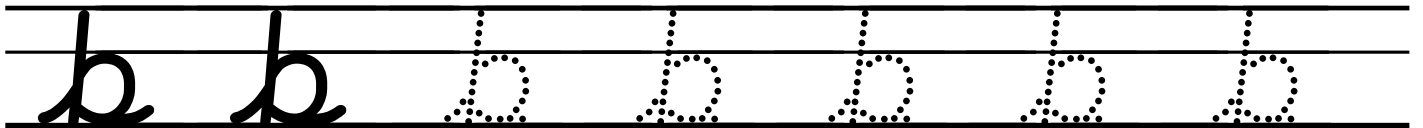
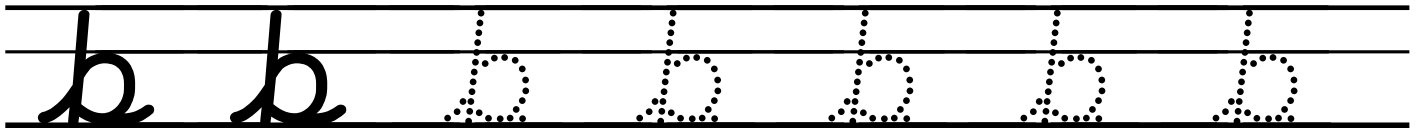
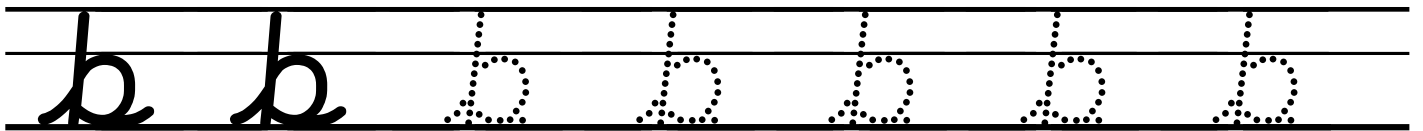
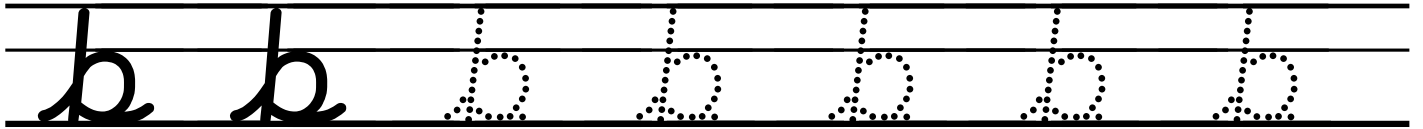
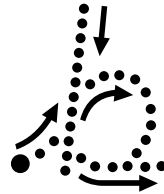



Week 2 Autumn 2 At home

B is for bat and ball

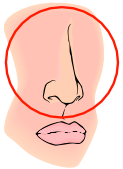


B b



Week 3 Autumn 2 At school

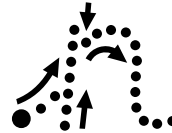
N is for nose



The Nose

N

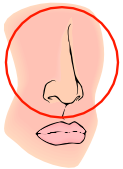
n



Handwriting practice section consisting of five rows of horizontal lines. Each row contains two solid lowercase 'n's followed by five dotted lowercase 'n's for tracing.

Week 3 Autumn 2 At home

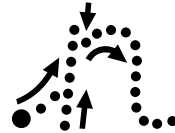
N is for nose



The Nose

N

n



Handwriting practice section consisting of five rows of horizontal lines. Each row contains two solid cursive letters followed by five dotted versions of the same letters for tracing.

Row 1: n n [dotted n] [dotted n] [dotted n] [dotted n] [dotted n]

Row 2: n n [dotted n] [dotted n] [dotted n] [dotted n] [dotted n]

Row 3: n n [dotted n] [dotted n] [dotted n] [dotted n] [dotted n]

Row 4: n n [dotted n] [dotted n] [dotted n] [dotted n] [dotted n]

Row 5: n n [dotted n] [dotted n] [dotted n] [dotted n] [dotted n]

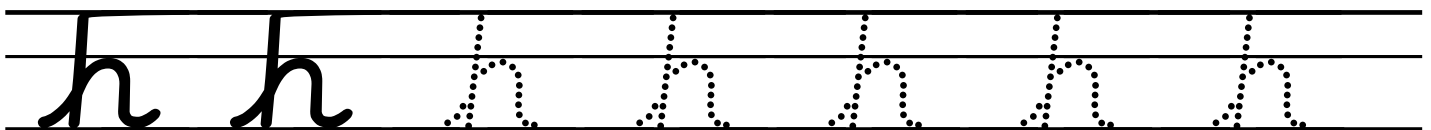
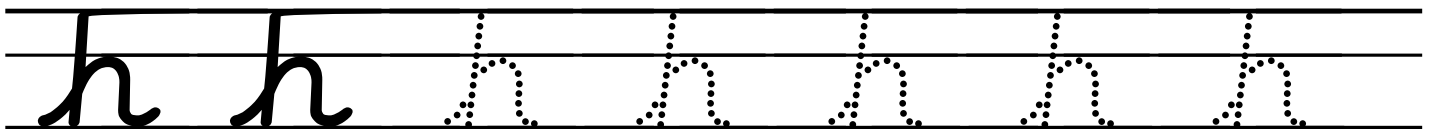
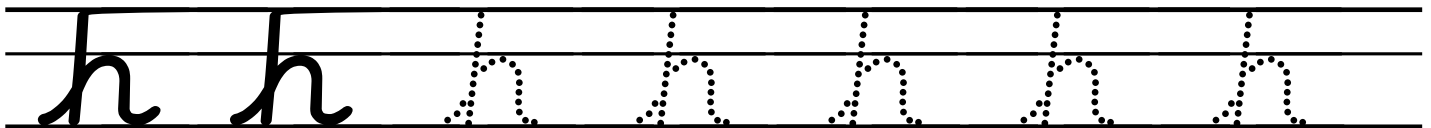
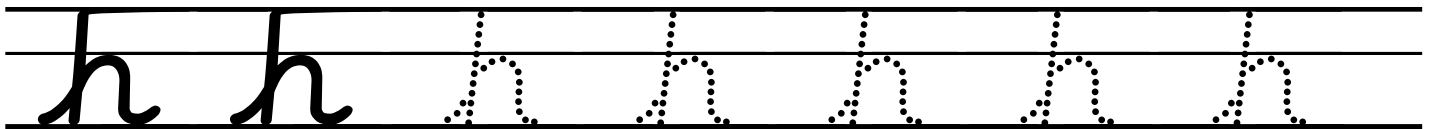
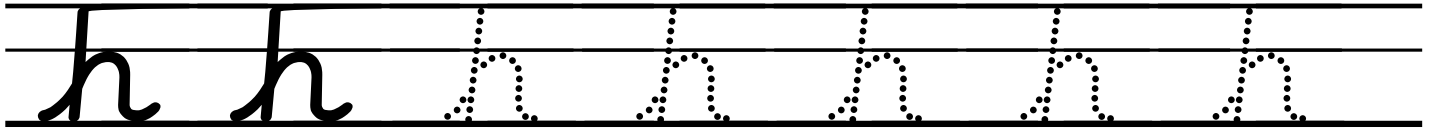
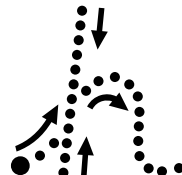

Week 4 Autumn 2 At school

H is for horse



H

h

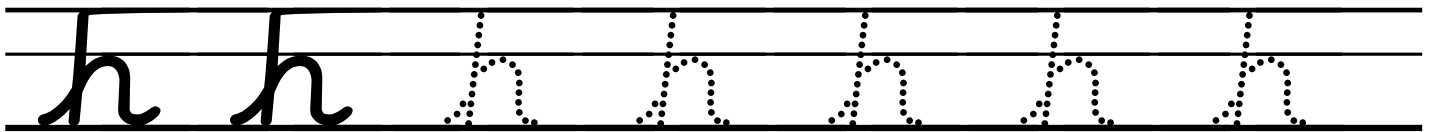
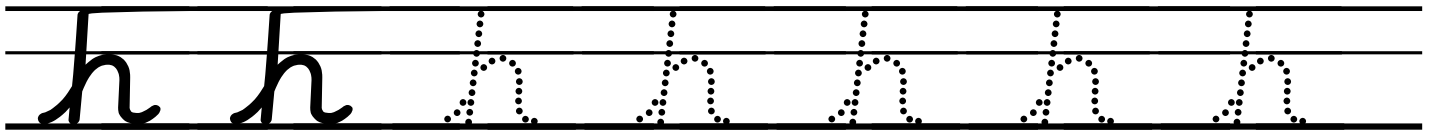
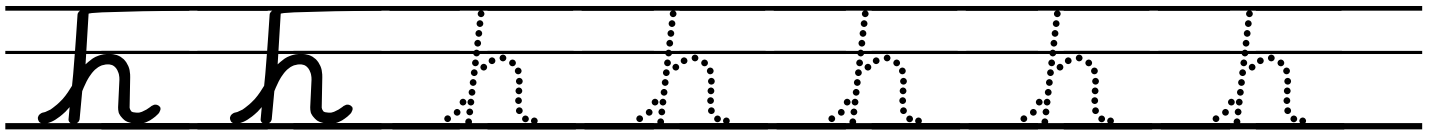
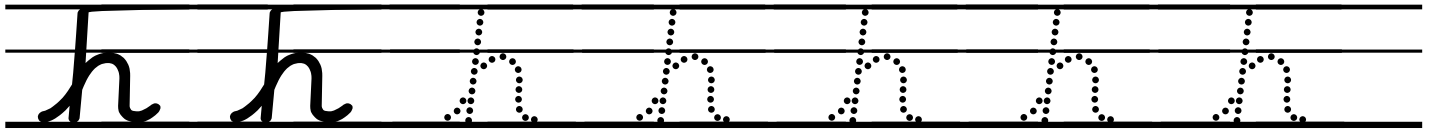
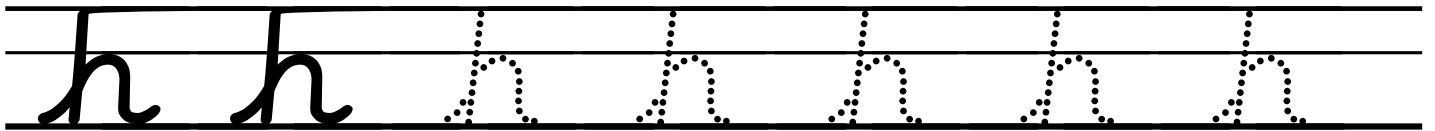
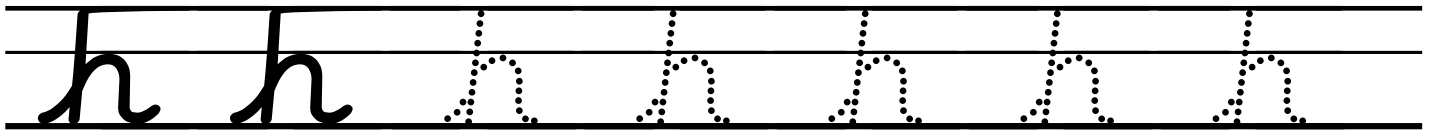
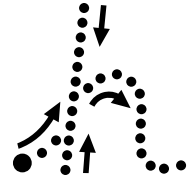



week 4 Autumn 2 At home

H is for horse




H h

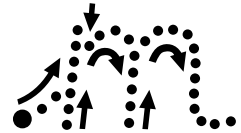


Week 5 Autumn 2 At school

M is for mouse



M m m



m m m m m m

m m m m m m


m m m m m m

m m m m m m

m m m m m m

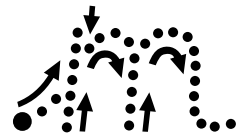

Week 5 Autumn 2 At home

M is for mouse



M

m



Handwriting practice section consisting of six rows of horizontal lines. Each row contains two solid lowercase 'm's followed by four dotted lowercase 'm's for tracing.