

London Borough of Richmond upon Thames

Orleans Primary School



Gold accredited

Orleans Primary Travel Plan 2019-2021

01/09/2019 - 31/08/2021

School information

Current Level

Gold accredited

Awarded

September 2018

Valid until

August 2022

Basic information

Opening hours

07:30 - 18:15

Student school hours

08:55 - 15:20

Breakfast club opening hours

07:30 - Unknown

Extended school visiting time

18:15

Number of staff

48

Site crossing points

0 crossings

Site crossing patrol

No

Joint access

Unknown

Travel and planning

Bus routes

490,R70,33 (School to / from Hammersmith and Richmond, Twickenham.),h22,R68,H37

Bus stop procedure

Unknown

Catchment area

80% of pupils live within 2km of the school approx

Expansion plans

No plans in place

Engineering measures

None

Other travel information

Orleans Primary School was expanding to be a full Primary School. We are currently in our 3rd year with all year groups.

Rules relating to school travel

Unknown

Notes about travel in the area

Unknown

Cycle routes

Unknown

Facilities and parking

Covered sheffield stand

30 spaces

Sheffield stand

0 spaces

Cycle racks

0 spaces

Other cycle parking

0 spaces

Scooter parking

40 spaces

Access to car park

Unknown

Helmet lockers

0 lockers

Student storage lockers

60 lockers

Staff storage lockers

8 lockers

Staff shower facilities

Yes

Number of entrances

0 entrances

Local speed limit

0 mph

Motorcycle parking

0 spaces

Staff parking

6 spaces

Staff car share parking

0 spaces

Disabled parking

1 spaces

Visitor parking

0 spaces

Coach parking

No

Edubase data

Address

Hartington Road
Twickenham
TW1 3EN

2088921654

[Go to website](#)

Phase of education

Primary

School type

Community School

Gender

Mixed

Age range

3 - 11

Number of pupils

468

DfE Number

318/2018

URN

102895

Status

Open

Issues

Current

School Street Consideration

Description


















Currently liaising with the Council about implementing a School Street.

Identified date

19/09/2019

Survey Groups

Whole school (pupil and staff) hands-up survey 2018/19

Participants	Date	Responses	Response rate
Puplis	26/06/2019	463	94%
Active travel (87%/77%)			
Walking (66%/30%)			
Scooting (16%/22%)			
Buggy (0%/0%)			
Cycling (4%/25%)			
Public transport (5%/14%)			
Rail/Overground (1%/2%)			
Tube (0%/1%)			
DLR (0%/0%)			
Tram (0%/0%)			
Public bus (4%/1%)			
School bus/Taxi (0%/5%)			
River (0%/6%)			
Car (8%/8%)			
Car/Motorcycle (6%/6%)			
Car share (2%/2%)			
Park and stride (0%/0%)			

2018/19 Hands Up Survey

Participants	Date	Responses	Response rate
Puplis	08/01/2019	401	95%

Active travel (88%/85%)

Walking (69%/27%)



Scooting (15%/25%)



Buggy (0%/0%)

Cycling (5%/32%)



Public transport (2%/8%)

Rail/Overground
(0%/1%)



Tube (0%/1%)



DLR (0%/0%)

Tram (0%/0%)

Public bus (2%/1%)



School bus/Taxi
(0%/2%)



River (0%/2%)



Car (9%/8%)

Car/Motorcycle
(7%/6%)



Car share (1%/1%)



Park and stride
(1%/0%)



2017/18 Hands Up Survey

Participants	Date	Responses	Response rate
Puplis	17/11/2017	455	97%

Active travel (88%/0%)



Walking (66%/0%)



Scooting (18%/0%)



Buggy (0%/0%)

Cycling (4%/0%)



Public transport (2%/0%)



Rail/Overground
(1%/0%)



Tube (0%/0%)

DLR (0%/0%)

Tram (0%/0%)

Public bus (1%/0%)



School bus/Taxi
(0%/0%)

River (0%/0%)

Car (10%/0%)



Car/Motorcycle
(7%/0%)



Car share (1%/0%)



Park and stride
(1%/0%)

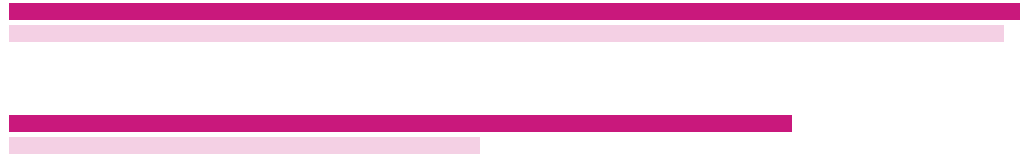


Whole School (pupils and staff) 2016/2017

Participants	Date	Responses	Response rate
Pupils & staff	08/06/2017	416	96%

Active travel (86%/85%)

Walking (67%/40%)



Scooting (12%/17%)



Buggy (0%/3%)



Cycling (7%/25%)



Public transport (6%/6%)

Rail/Overground
(2%/2%)



Tube (0%/1%)



DLR (0%/0%)



Tram (0%/0%)



Public bus (4%/2%)



School bus/Taxi
(0%/0%)



River (0%/0%)



Car (7%/9%)



Car/Motorcycle
(6%/6%)



Car share (1%/3%)



Park and stride
(0%/0%)




2015/2016 Survey

Participants	Date	Responses	Response rate
Pupils & staff	10/06/2016	463	107%

Active travel (86%/92%)

Walking (66%/57%)



Scooting (12%/18%)



Buggy (0%/0%)

Cycling (8%/17%)



Public transport (4%/2%)

Rail/Overground
(1%/1%)



Tube (0%/0%)



DLR (0%/0%)

Tram (0%/0%)

Public bus (3%/0%)



School bus/Taxi
(0%/0%)

River (0%/1%)



Car (10%/6%)



Car/Motorcycle
(5%/3%)



Car share (0%/0%)

Park and stride
(5%/3%)




2014/2015 Survey

Participants	Date	Responses	Response rate
Pupils & staff	09/06/2015	426	108%

Active travel (82%/81%)

Walking (57%/27%)



Scooting (17%/31%)



Buggy (0%/2%)



Cycling (8%/21%)



Public transport (6%/13%)

Rail/Overground
(2%/4%)



Tube (1%/0%)



DLR (0%/0%)



Tram (0%/0%)



Public bus (3%/3%)



School bus/Taxi
(0%/2%)



River (0%/3%)



Car (12%/6%)



Car/Motorcycle
(9%/5%)



Car share (1%/1%)



Park and stride
(2%/1%)



2013/2014 Survey

Participants	Date	Responses	Response rate
Pupils & staff	01/09/2013	436	0%

Active travel (74%/68%)

Walking (50%/26%)



Scooting (17%/23%)



Buggy (0%/0%)

Cycling (6%/19%)



Public transport (8%/18%)

Rail/Overground
(3%/3%)



Tube (1%/1%)



DLR (0%/0%)

Tram (0%/0%)



Public bus (4%/3%)



School bus/Taxi
(0%/3%)



River (0%/7%)



Car (18%/14%)

Car/Motorcycle
(11%/9%)



Car share (1%/1%)



Park and stride
(6%/3%)



2009/2010 Survey

Participants	Date	Responses	Response rate
Pupils & staff	16/10/2009	407	0%
Active travel			
(83%/77%)	<div><div></div><div></div></div>		
Walking (73%/55%)	<div><div></div><div></div></div>		
Scooting (0%/0%)			
Buggy (0%/0%)			
Cycling (9%/22%)	<div><div></div><div></div></div>		
Public transport			
(2%/8%)	<div><div></div><div></div></div>		
Rail/Overground (0%/6%)	<div><div></div><div></div></div>		
Tube (0%/0%)			
DLR (0%/0%)			
Tram (0%/0%)			
Public bus (2%/2%)	<div><div></div><div></div></div>		
School bus/Taxi (0%/0%)			
River (0%/0%)			
Car (15%/15%)			
	<div><div></div><div></div></div>		
Car/Motorcycle (15%/15%)	<div><div></div><div></div></div>		
Car share (0%/0%)			
Park and stride (0%/0%)			

2007/2008 Survey

Participants	Date	Responses	Response rate
Pupils & staff	24/10/2007	317	0%
Active travel			
(80%/75%)			
Walking (75%/67%)			
Scooting (0%/0%)			
Buggy (0%/0%)			
Cycling (6%/9%)			
Public transport			
(1%/1%)			
Rail/Overground (0%/0%)			
Tube (0%/0%)			
DLR (0%/0%)			
Tram (0%/0%)			
Public bus (1%/0%)			
School bus/Taxi (0%/0%)			
River (0%/0%)			
Car (18%/24%)			
Car/Motorcycle (18%/24%)			
Car share (0%/0%)			
Park and stride (0%/0%)			

2005/2006 Survey

Participants	Date	Responses	Response rate
Puplis	13/07/2006	270	0%
Active travel			
(92%/92%)	<div><div></div></div>		
Walking (89%/81%)	<div><div></div></div>		
Scooting (0%/0%)			
Buggy (0%/0%)			
Cycling (3%/10%)	<div><div></div></div>		
Public transport			
(0%/0%)			
Rail/Overground (0%/0%)			
Tube (0%/0%)			
DLR (0%/0%)			
Tram (0%/0%)			
Public bus (0%/0%)			
School bus/Taxi (0%/0%)			
River (0%/0%)			
Car (8%/8%)	<div><div></div></div>		
Car/Motorcycle (4%/8%)	<div><div></div></div>		
Car share (4%/0%)	<div><div></div></div>		
Park and stride (0%/0%)			

Stories

Scooter training

Our story

Year 2 partook in LA scooter training

Dates of activity

22/05/2020 - 22/05/2020

Number of participants

60

Bikeability training

Our story

The children in Year 6 completed their bike training sessions at school.

Dates of activity

20/01/2020 - 31/01/2020

Number of participants

60

Other walking activity

Our story

Year 3 completed their walking safety training.

Dates of activity

08/01/2020 - 10/01/2020

Number of participants

60

Pedestrian skills training

Our story

Yr 3 partake in LA ped training

Dates of activity

07/01/2020 - 10/01/2020

Number of participants

60

Junior Travel Ambassador (JTA) Scheme

Our story

Attended JTA seminar at Hampton Prep

Dates of activity

10/10/2019 - 10/10/2019

Number of participants

3

Working with other schools

Our story

JTA's had an opportunity to work with other schools and learn best JTA practice at the Hampton Prep JTA seminar.

Dates of activity

10/10/2019 - 10/10/2019

Number of participants

3

Other independent travel activity

Our story

covered at JC by LA with Yr 6

Dates of activity

07/10/2019 - 07/10/2019

Number of participants

60

Attend a TfL or borough school travel event

Our story

Yr 6 covered at JC with LA

Dates of activity

07/10/2019 - 07/10/2019

Number of participants

60

Junior Citizenship Scheme

Our story

Year 6 enjoyed JC with LA

Dates of activity

07/10/2019 - 07/10/2019

Number of participants

60

Personal safety promotion

Our story

Year 6 covered this in JC with LA

Dates of activity

07/10/2019 - 07/10/2019

Number of participants

60

Promote responsible behaviour on public transport

Our story

Year 6 covered this in JC with LA

Dates of activity

07/10/2019 - 07/10/2019

Number of participants

60

Junior Citizenship Scheme

Our story

Year 6 visit to Junior Citizen at Hampton Wick

Dates of activity

07/10/2019 - 07/10/2019

Number of participants

60

Public transport for school trips

Our story

Year 6 took public transport to get from St Margarets to Hampton Wick for the Junior Citizen's event.

Dates of activity

07/10/2019 - 07/10/2019

Number of participants

66

Private coaches for school trips

Our story

Year 6 took a coach as part of their journey to PGL on the Isle of Wight. The coach took them on the journey to the ferry they needed to catch to get to the Isle of Wight.

Dates of activity

16/09/2019 - 16/09/2019

Number of participants

70