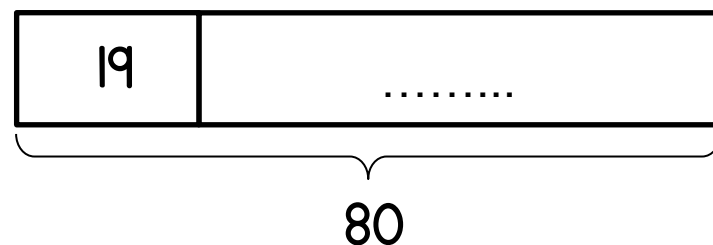
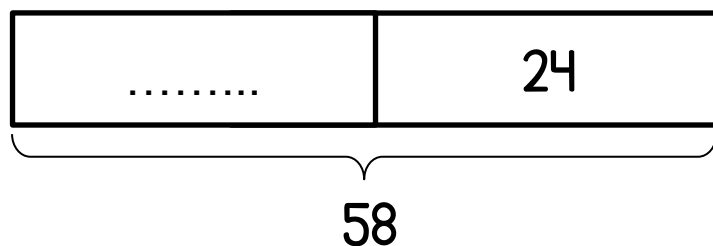



Bar Models I

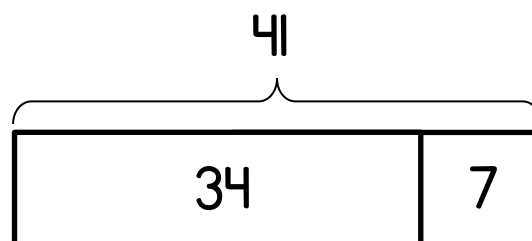
1 Work out the missing values.



Name: _____

Teacher: _____

2 Use the diagram to complete the number sentences.



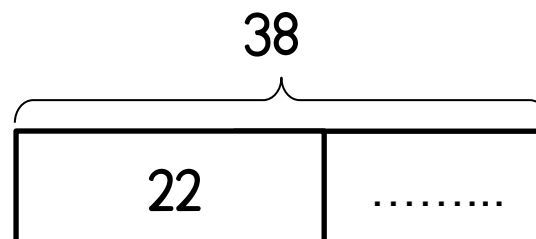
..... + =

..... + =

..... - =

..... - =

3 Complete all the missing values.



22 + = 38

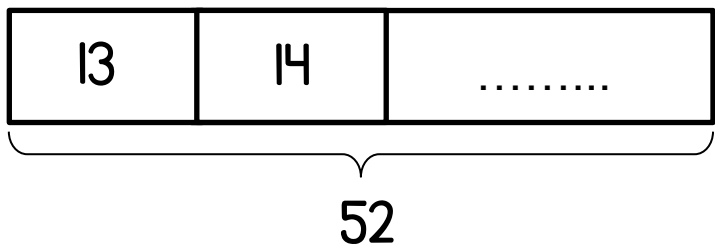
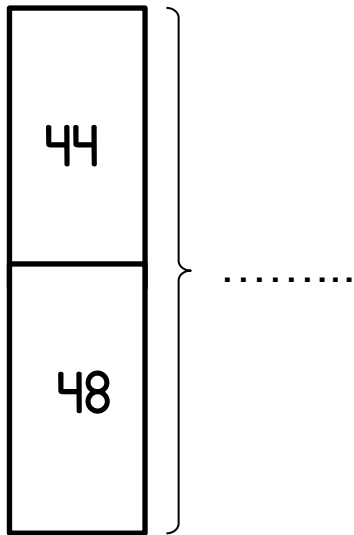
..... + =

..... - =

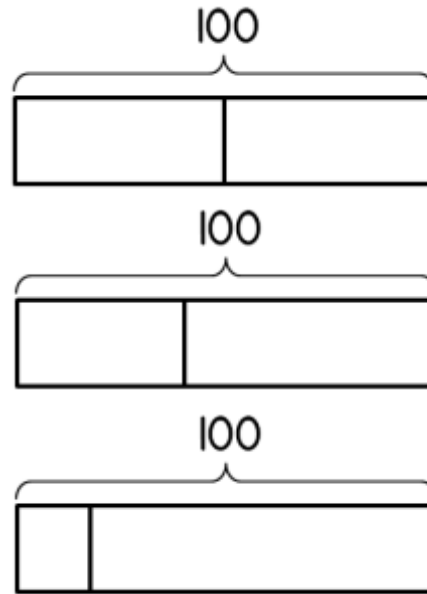
..... - =

4 Draw a bar model for $20 + 50 = 70$

5 Work out the missing values.



6 Match the diagram to the number sentence.



$50 + 50 = 100$

$15 + 85 = 100$

$40 + 60 = 100$

7 Work out the missing values.

